

# Intelligent Thermal Management Framework Combining Liquid Cooling Technologies and Predictive Analytics for Sustainable AI Infrastructure Operations

Abiodun Victor Oyeleke  
CoreWeave Inc.  
USA

Blessing Adebimpe Ojajuni  
Computer Management Information  
Systems Department,  
Southern Illinois University,  
Edwardsville,  
USA

Felix Denkyi  
Department of Materials Design and  
Innovation  
University at Buffalo,  
USA

Francis Chukwudi Eze  
Department of Civil Engineering,  
Michigan Technological University,  
USA

---

**Abstract:** The transition toward liquid-cooled AI infrastructure has significantly improved heat dissipation for high-density GPU systems; however, existing thermal management architectures continue to rely on localized control policies that respond to temperature excursions after they occur, limiting their ability to optimize cooling efficiency, computational performance, and infrastructure sustainability simultaneously. The absence of an integrated decision-making mechanism capable of anticipating thermal evolution across compute, cooling, and facility subsystems remains a major challenge for next-generation AI data centers. This study proposes an Intelligent Thermal Management Framework (ITMF) that unifies physics-informed thermal modeling, spatiotemporal predictive analytics, and optimization-driven cooling orchestration within a closed-loop control architecture. The framework constructs a real-time thermal state representation of GPU clusters by fusing telemetry from liquid-cooling loops, rack-level sensors, power delivery systems, and workload schedulers. A hybrid forecasting model predicts short-term thermal dynamics and identifies emerging hotspot propagation before performance degradation occurs. These predictions drive a multi-objective optimization engine that jointly regulates coolant circulation, pump operation, workload distribution, and rack-level power allocation to minimize thermal imbalance, cooling energy demand, and carbon emissions while maintaining application performance and hardware reliability. Unlike existing thermal control approaches that optimize individual cooling components, the proposed framework coordinates computational and cooling resources as an integrated cyber-physical system, enabling adaptive thermal resilience under continuously changing AI workloads. The framework establishes a scalable foundation for sustainable AI infrastructure management by improving cooling effectiveness, reducing operational expenditure, extending hardware service life, and supporting environmentally responsible large-scale AI computing.

**Keywords:** Intelligent Thermal Management; Physics-Informed Thermal Modeling; Liquid Cooling; Multi-Objective Optimization; Sustainable AI Infrastructure; Thermal Resilience

---

## 1. INTRODUCTION

### 1.1 Thermal Evolution of AI Infrastructure

The rapid advancement of artificial intelligence (AI) has fundamentally transformed modern computing infrastructure, driving an unprecedented increase in computational density and energy consumption within data centers [1]. The emergence of foundation models, large language models, generative AI, and scientific simulations has significantly increased demand for high-density GPU clusters capable of delivering massive parallel processing performance [2]. As successive GPU generations integrate greater computational capability into compact server architectures, rack-level power density has increased from tens of kilowatts to well over 100 kW in advanced AI facilities, creating severe thermal management challenges [3]. These densely packed computing environments generate concentrated heat loads that exceed the

cooling capacity of conventional air-cooling systems, accelerating the adoption of direct-to-chip liquid cooling, immersion cooling, and hybrid thermal management technologies [4]. Simultaneously, operators face increasing sustainability pressures arising from escalating energy consumption, rising operational costs, carbon reduction targets, and stricter environmental regulations [5]. Cooling systems now account for a substantial proportion of total data-center energy consumption, making thermal efficiency a critical determinant of operational sustainability [6]. Consequently, intelligent thermal management has become essential for maintaining computational performance, preventing thermal throttling, improving infrastructure reliability, and reducing the environmental impact of next-generation AI computing platforms [4].

## 1.2 Research Gap and Problem Statement

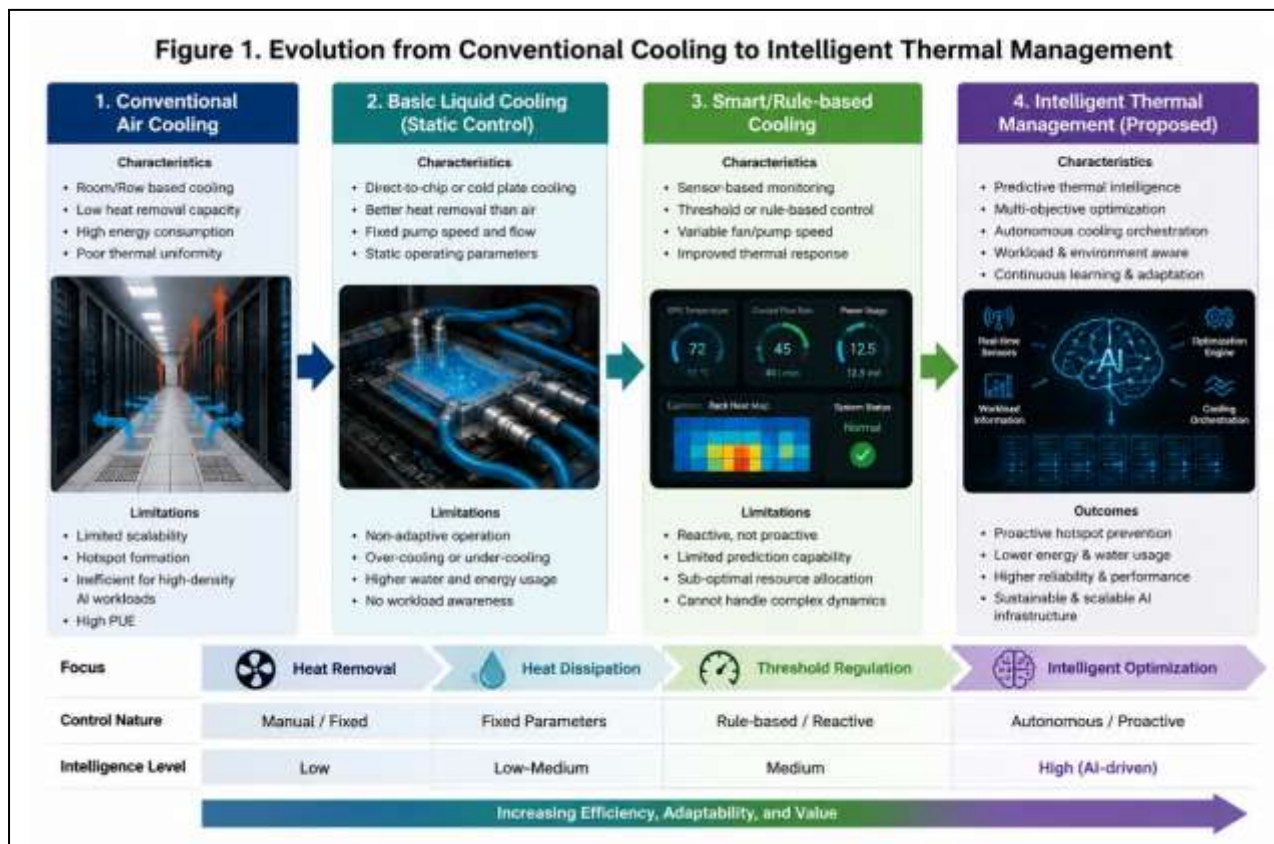
Despite substantial advances in liquid cooling technologies, thermal management within AI data centers continues to rely predominantly on static control strategies that cannot adequately respond to rapidly changing computational workloads [7]. Conventional liquid-cooling systems typically operate using predefined coolant flow rates, fixed temperature thresholds, or manually configured operational parameters that assume relatively stable thermal conditions [2]. However, AI workloads are highly dynamic, producing rapid fluctuations in GPU utilization, power consumption, and heat generation that cannot be efficiently managed using static cooling configurations [5]. As a result, cooling resources are frequently overutilized during low computational demand or insufficient during peak processing periods, reducing both cooling efficiency and overall energy performance [1].

Many existing thermal control systems also depend on Proportional–Integral–Derivative (PID) controllers because of their simplicity and widespread industrial adoption [6]. Although PID control performs effectively under relatively stable operating conditions, it exhibits limited adaptability when thermal loads vary rapidly across heterogeneous GPU clusters. Frequent workload transitions, nonlinear heat transfer behaviour, and complex interactions among multiple cooling

Furthermore, current monitoring approaches generally evaluate individual sensors or isolated cooling components rather than considering the thermal behaviour of the entire infrastructure [8]. This fragmented perspective limits the ability to predict emerging thermal hotspots, coordinate cooling resources across interconnected racks, or optimize cooling decisions according to changing operational conditions. Consequently, there remains a need for an intelligent thermal management framework capable of integrating real-time monitoring, predictive analytics, adaptive control, and system-wide optimization to improve cooling efficiency, infrastructure reliability, and environmental sustainability [4].

## 1.3 Research Objectives and Contributions

To address these limitations, this study proposes an Intelligent Thermal Management Framework (ITMF) that combines advanced liquid cooling technologies with predictive analytics to optimize thermal regulation within high-density AI infrastructure. The framework integrates continuous thermal monitoring, real-time telemetry acquisition, machine learning-based temperature prediction, adaptive cooling optimization, and intelligent control mechanisms to dynamically regulate cooling resources according to changing computational workloads [5]. Unlike conventional cooling strategies that



subsystems reduce the effectiveness of conventional PID controllers, often resulting in delayed thermal response, oscillatory temperature regulation, and unnecessary energy consumption [3].

operate using fixed control parameters, the proposed framework continuously predicts thermal behaviour and proactively adjusts cooling operations before critical temperature thresholds are reached [7].

The primary objective of this research is to develop an intelligent thermal management architecture capable of minimizing thermal hotspots, reducing cooling energy consumption, improving GPU reliability, and maintaining stable computational performance under highly dynamic AI workloads [2]. The framework additionally seeks to optimize coolant flow, enhance rack-level thermal balance, reduce operational expenditure, and extend hardware service life through data-driven thermal decision-making [6].

The scientific contributions of this study are threefold. First, it develops an integrated thermal management architecture that combines liquid cooling infrastructure with predictive thermal intelligence for continuous environmental adaptation [8]. Second, it introduces a predictive analytics framework capable of forecasting thermal behaviour and supporting proactive cooling decisions based on real-time infrastructure telemetry [3]. Third, it establishes a scalable optimization strategy that jointly improves thermal efficiency, computational performance, infrastructure reliability, and sustainability, providing a practical foundation for next-generation AI data-center thermal management [1].

## 2. CYBER-PHYSICAL THERMAL MANAGEMENT ARCHITECTURE

### 2.1 AI Infrastructure Thermal Ecosystem

High-density AI infrastructures comprise tightly integrated computational, electrical, thermal, and environmental subsystems whose interactions collectively determine cooling efficiency, infrastructure reliability, and computational performance [7]. At the computational layer, GPU nodes containing multiple accelerators, multicore CPUs, high-bandwidth memory, and NVMe storage generate substantial heat during AI model training and inference. Their power consumption varies dynamically according to workload intensity, producing rapidly changing thermal conditions that directly influence hardware reliability and energy efficiency [10].

To dissipate these heat loads, modern AI facilities increasingly deploy direct-to-chip liquid cooling or hybrid cooling architectures consisting of cold plates, coolant distribution manifolds, circulation pumps, heat exchangers, cooling distribution units (CDUs), valves, reservoirs, and piping networks [13]. These components continuously transport thermal energy away from processors and transfer it to external cooling systems, maintaining component temperatures within safe operating limits while supporting higher rack power densities than conventional air cooling [8].

Supporting the cooling infrastructure are electrical power systems, including power distribution units, transformers, uninterruptible power supplies, and intelligent power monitoring devices that regulate electrical delivery and measure energy consumption [15]. Environmental awareness is provided through distributed sensor networks measuring GPU temperature, coolant inlet and outlet temperature, coolant flow rate, pressure, ambient temperature, humidity,

rack power, fan speed, and energy usage. Collectively, these heterogeneous sensing systems establish a real-time thermal ecosystem that enables intelligent monitoring, predictive analysis, and adaptive cooling optimization across interconnected AI infrastructure components [11].

### 2.2 Multi-Layer Intelligent Thermal Architecture

The proposed Intelligent Thermal Management Framework adopts a multi-layer cyber-physical architecture that integrates sensing, predictive analytics, optimization, and intelligent cooling control to achieve adaptive thermal regulation across high-density GPU cluster environments [9]. Each architectural layer performs a specialized function while continuously exchanging information with adjacent layers, enabling coordinated thermal decision-making under dynamic AI workloads [12].

The Sensor Layer forms the physical interface between computing infrastructure and the thermal management framework. Distributed sensors continuously acquire GPU junction temperature, CPU temperature, coolant inlet and outlet temperature, coolant pressure, flow rate, rack power consumption, ambient temperature, humidity, fan speed, and workload utilization [14]. These measurements provide comprehensive visibility into infrastructure operating conditions and establish the foundation for intelligent thermal analysis [7].

The Data Layer aggregates heterogeneous telemetry streams from computational, cooling, electrical, and environmental subsystems into a centralized data platform. Incoming data undergo validation, timestamp synchronization, missing-value handling, noise filtering, and normalization to ensure consistency before subsequent analytical processing [10]. Historical operating records are simultaneously integrated with real-time telemetry to construct comprehensive thermal datasets describing infrastructure behaviour over extended operational periods [15].

The Prediction Layer employs machine learning algorithms to forecast future thermal conditions using historical and real-time infrastructure data. Predictive models estimate GPU temperature evolution, hotspot formation, coolant demand, and thermal imbalance while identifying infrastructure regions likely to exceed predefined operating thresholds. Early thermal prediction enables proactive intervention before temperature excursions affect computational performance or hardware reliability [8].

The Optimization Layer transforms thermal predictions into cooling control decisions by jointly optimizing coolant flow rate, pump operation, valve positioning, heat exchanger utilization, and workload distribution. Multi-objective optimization balances thermal stability, cooling energy consumption, computational performance, and infrastructure reliability while adapting continuously to changing workload conditions [13].

The Cooling Execution Layer implements optimized control actions through intelligent cooling hardware, including variable-speed pumps, electronically controlled valves, cooling distribution units, and liquid-cooling circuits. Adaptive execution enables rapid adjustment of cooling resources according to predicted thermal demand while minimizing unnecessary energy expenditure [11].

Finally, the Feedback Layer continuously compares predicted thermal behaviour with observed operating conditions. Model parameters, optimization policies, and control strategies are automatically refined using newly acquired telemetry, enabling continuous learning and long-term improvement of thermal management performance under evolving infrastructure conditions [15].

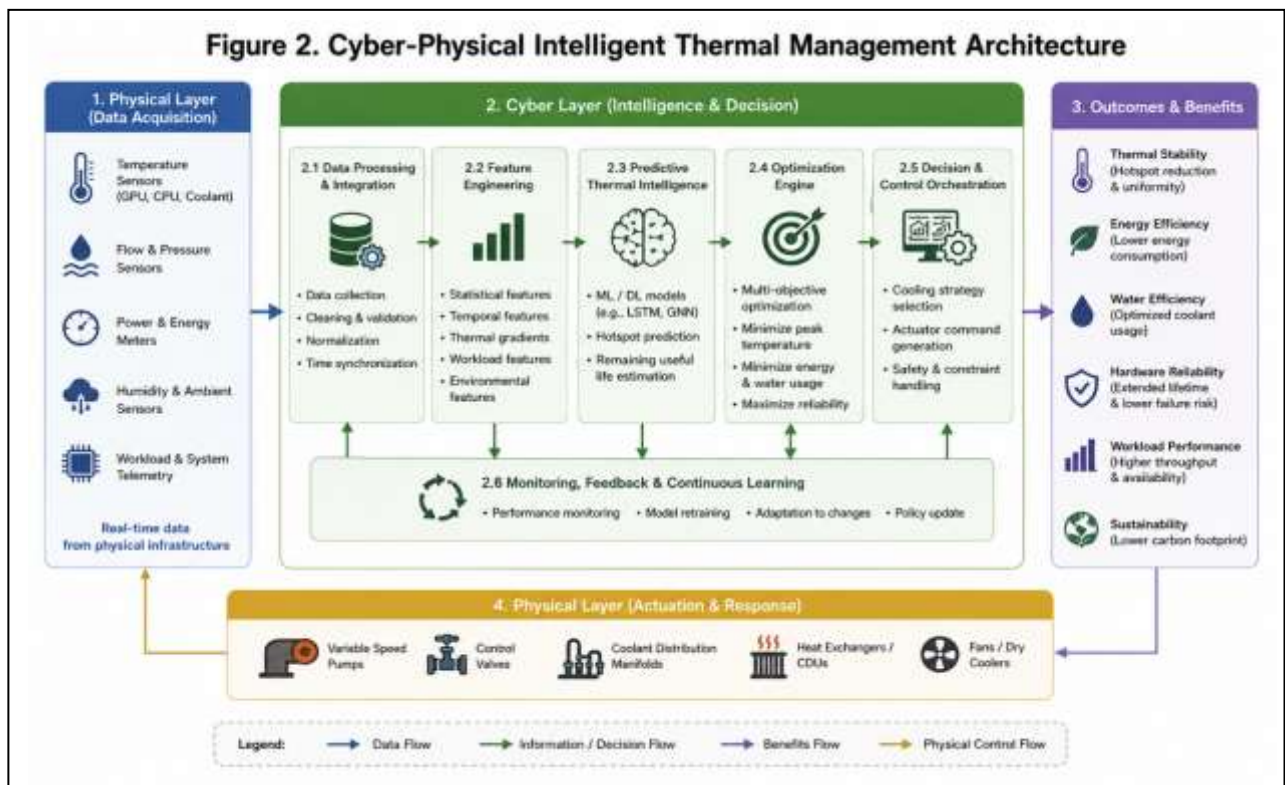
### 2.3 Thermal State Representation and Dependency Mapping

Accurate thermal management requires comprehensive representation of infrastructure thermal behaviour rather than isolated monitoring of individual hardware components [12]. The proposed framework therefore defines the rack-level thermal state as a multidimensional representation comprising GPU temperatures, CPU temperatures, coolant inlet and outlet temperatures, coolant flow rates, rack power consumption, ambient environmental conditions, and workload utilization [9]. Collectively, these variables characterize the instantaneous thermal condition of each rack and provide the basis for predictive thermal analysis and intelligent cooling

Within high-density AI infrastructures, thermal disturbances rarely remain localized because heat generated by heavily utilized GPU nodes influences neighbouring servers through shared cooling circuits, airflow interactions, and rack-level heat accumulation [7]. Consequently, thermal hotspot propagation becomes an important consideration, as localized overheating may gradually increase temperatures throughout adjacent infrastructure, reducing cooling efficiency and increasing hardware degradation if not mitigated promptly [13].

Effective thermal regulation therefore requires explicit modelling of cooling dependencies among computational resources, cooling equipment, and environmental conditions. Changes in coolant flow, pump speed, heat exchanger performance, workload allocation, or ambient temperature influence the thermal behaviour of multiple interconnected infrastructure components rather than isolated devices [10]. Capturing these interdependencies enables coordinated cooling decisions that optimize system-wide thermal performance instead of addressing individual hotspots independently [15].

The proposed framework models these relationships using a thermal graph structure, where computing nodes, cooling components, and environmental sensors are represented as interconnected vertices, while thermal interactions and coolant flow relationships define graph edges [11]. Graph-based representation enables predictive analytics to identify thermal propagation pathways, evaluate infrastructure-wide



optimization [14].

cooling dependencies, and anticipate cascading thermal effects resulting from changing workloads or cooling system degradation [8].

The thermal behaviour of the infrastructure is represented by the heat transfer balance

$$Q = \dot{m}C_p(T_{out} - T_{in})$$

(1)

where  $Q$  denotes heat removed by the coolant,  $\dot{m}$  is the coolant mass flow rate,  $C_p$  is the specific heat capacity, and  $T_{out}$  and  $T_{in}$  are the outlet and inlet coolant temperatures, respectively [14].

The available cooling capacity is expressed as

$$C_{cool} = \eta Q$$

(2)

where  $C_{cool}$  represents effective cooling capacity,  $Q$  is the heat removed by the liquid cooling system, and  $\eta$  denotes overall cooling efficiency, accounting for hydraulic and heat-exchange losses [15].

### 3. INTELLIGENT THERMAL PREDICTION AND DATA ANALYTICS FRAMEWORK

#### 3.1 Multi-Source Data Acquisition

The proposed Intelligent Thermal Management Framework relies on continuous acquisition of heterogeneous operational data describing the thermal, electrical, computational, and environmental state of AI infrastructure [13]. Multiple sensing systems are integrated to provide comprehensive visibility into rack-level thermal behaviour and cooling system performance. GPU telemetry supplies real-time measurements of junction temperature, utilization, clock frequency, memory usage, and power consumption, while CPU sensors monitor processor temperature, utilization, and electrical activity [16]. These computational indicators quantify heat generation associated with changing AI workloads and serve as primary inputs for predictive thermal modelling [19].

The liquid-cooling subsystem contributes additional operational measurements, including coolant inlet and outlet temperatures, coolant flow rate, pump rotational speed, system pressure, valve position, and heat exchanger operating status [14]. Environmental sensors continuously measure ambient temperature and humidity, enabling assessment of external conditions influencing cooling efficiency [21]. Infrastructure power monitoring records rack-level power consumption and electrical loading, whereas workload logs capture job scheduling, model type, execution duration, GPU allocation, and computational intensity [17]. Collectively, these heterogeneous telemetry streams are synchronized within a centralized monitoring platform to provide a unified representation of infrastructure behaviour. The resulting multi-source dataset enables continuous monitoring of thermal dynamics, supports predictive analytics, and establishes the

data foundation for intelligent cooling optimization under highly variable AI workload conditions [22].

#### 3.2 Data Preprocessing and Synchronization

Raw telemetry collected from distributed infrastructure sensors frequently contains inconsistencies arising from communication latency, missing observations, sensor drift, measurement noise, and asynchronous data acquisition [15]. Therefore, an integrated preprocessing pipeline is applied before predictive modelling to ensure data quality and analytical consistency [18]. Timestamp alignment synchronizes measurements originating from GPUs, cooling equipment, power monitoring systems, and environmental sensors into a common temporal framework, preserving causal relationships among infrastructure variables [20]. Missing values are reconstructed using interpolation or statistically appropriate imputation techniques, while abnormal observations resulting from sensor malfunction or communication errors are removed through outlier detection algorithms [13]. Signal smoothing and noise reduction are subsequently applied to eliminate short-term fluctuations without affecting underlying thermal trends [16]. Finally, feature normalization scales heterogeneous variables into comparable numerical ranges, improving model convergence, reducing training instability, and enabling robust learning across diverse infrastructure operating conditions [22].

#### 3.3 Feature Engineering and Thermal Indicator Construction

Following preprocessing, meaningful thermal indicators are constructed to transform raw operational measurements into features that better represent the physical behaviour of the cooling system and AI infrastructure [17]. Rather than relying solely on instantaneous sensor readings, the proposed framework derives engineered features that capture thermal dynamics, cooling efficiency, workload interactions, and infrastructure degradation over time [21]. These engineered variables improve predictive capability by providing richer representations of system behaviour than individual telemetry measurements alone [14].

One important feature is thermal inertia, which quantifies the resistance of infrastructure components to rapid temperature changes under varying computational loads [19]. Components exhibiting high thermal inertia generally experience slower temperature fluctuations, whereas low thermal inertia indicates rapid heating or cooling responses that may increase the likelihood of localized thermal instability. Another critical indicator is the coolant temperature differential, calculated as the difference between coolant outlet and inlet temperatures. This feature directly reflects heat removal efficiency and provides an effective measure of cooling system performance during changing workload conditions [22].

The Thermal Imbalance Index is defined as

$$TII = \frac{T_{max} - T_{avg}}{T_{avg}}$$

(3)

where  $T_{max}$  denotes the maximum GPU temperature within a rack and  $T_{avg}$  represents the corresponding average rack temperature [16].

### 3.4 Predictive Thermal Intelligence Model

The proposed Intelligent Thermal Management Framework employs a hybrid predictive model that integrates temporal deep learning, graph-based dependency modelling, and physics-informed constraints to accurately forecast future thermal conditions across high-density GPU infrastructures [21]. This hybrid architecture captures both the temporal evolution of infrastructure telemetry and the spatial dependencies existing among interconnected GPU nodes, liquid-cooling components, and environmental conditions [17].

Temporal learning is performed using sequential neural networks that analyse historical temperature, utilization, power consumption, coolant flow, and environmental measurements to identify evolving thermal patterns preceding hotspot formation [14]. Simultaneously, graph dependency mapping models thermal interactions among GPUs, cooling circuits, pumps, heat exchangers, and racks as interconnected graph structures, allowing the model to learn how localized temperature changes propagate throughout the infrastructure [22]. This graph representation significantly improves prediction accuracy compared with treating individual hardware components independently [18].

To ensure physically realistic predictions, physics-informed constraints are embedded within the learning process by incorporating heat transfer relationships and cooling system dynamics into model optimization [20]. These constraints prevent unrealistic predictions, such as decreasing temperatures despite increasing computational load or increasing cooling efficiency without corresponding changes in coolant flow [15]. Consequently, the model simultaneously learns from historical operational data and established thermodynamic principles, producing more reliable thermal forecasts suitable for real-time cooling optimization [13].

The predictive model is trained by minimizing the loss function

$$L = \frac{1}{N} \sum_{i=1}^N (T_i - \hat{T}_i)^2$$

(4)

where  $T_i$  denotes the observed temperature,  $\hat{T}_i$  represents the predicted temperature, and  $N$  is the total number of observations [19].

### 3.5 Training, Data Splitting, and Testing Strategy

Model development follows a structured training strategy to ensure robust generalization across diverse AI workload conditions [16]. The complete dataset is partitioned into 70% training, 15% validation, and 15% testing subsets, ensuring that independent observations are reserved for unbiased performance evaluation [22]. During training, k-fold cross-validation is employed to reduce dependence on individual data partitions and improve model robustness under varying thermal conditions [18].

To prevent overfitting, an early stopping mechanism continuously monitors validation loss and terminates optimization once predictive performance ceases to improve [14]. The independent testing dataset contains previously unseen workload conditions, including different AI models, GPU utilization patterns, and cooling demands, enabling assessment of the framework's capability to generalize beyond historical operating scenarios [21]. This evaluation strategy ensures that the predictive model remains reliable under dynamic infrastructure conditions and maintains stable thermal prediction performance across heterogeneous AI computing environments [17].

### 3.6 Hyperparameter Tuning and Explainability

Hyperparameter optimization is performed using Bayesian Optimization implemented through the Optuna framework to automatically identify parameter configurations that maximize prediction accuracy while minimizing computational cost [20]. Optimized parameters include the learning rate, batch size, hidden layer dimensions, dropout probability, sequence length, and training epochs [15]. Bayesian optimization efficiently explores the search space by selecting promising parameter combinations based on previous evaluations, reducing training time compared with exhaustive search methods [13].

Model interpretability is enhanced using SHapley Additive exPlanations (SHAP), which quantify the contribution of individual thermal features to each prediction [22]. SHAP analysis identifies variables such as GPU temperature, coolant temperature differential, rack heat density, power consumption, and coolant flow rate that most strongly influence predicted thermal behaviour [18]. Finally, sensitivity analysis evaluates model robustness by systematically varying major thermal indicators and observing their influence on prediction outputs, thereby confirming stable performance under realistic operational uncertainty [21].

The confidence associated with thermal predictions is computed as

$$TPS = 1 - \frac{|T - \hat{T}|}{T}$$

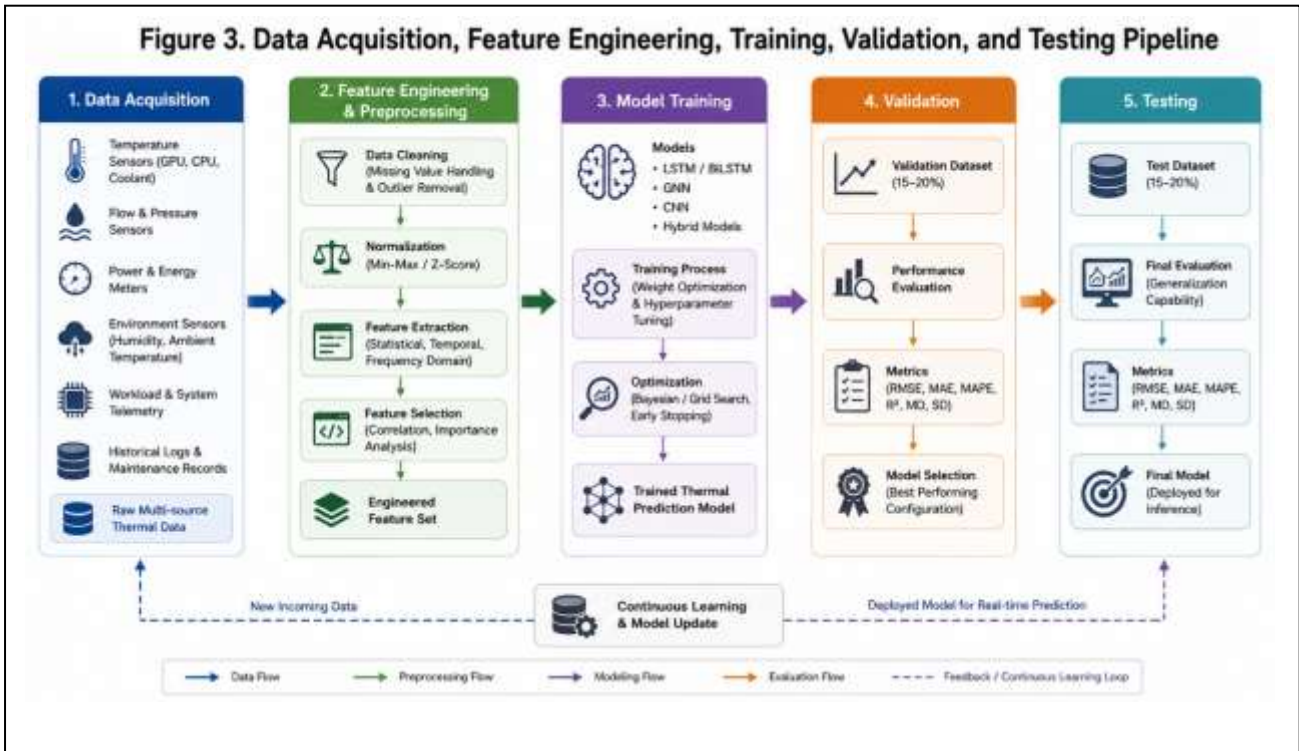
(5)

where TPS represents the Thermal Prediction Confidence Score,  $T$  is the observed temperature, and  $\hat{T}$  is the predicted temperature. Higher TPS values indicate greater confidence in the thermal prediction and improved model reliability for intelligent cooling decision-making [19].

## 4. INTELLIGENT COOLING DECISION AND OPTIMIZATION FRAMEWORK

### 4.1 Dynamic Cooling Decision Engine

The Dynamic Cooling Decision Engine (DCDE) converts predicted thermal states into real-time cooling actions that maintain safe operating temperatures while minimizing energy consumption across high-density AI infrastructures [19]. Rather than relying on predefined temperature



thresholds, the engine continuously analyses outputs from the predictive thermal intelligence model together with real-time telemetry, including GPU temperature, rack heat density, coolant temperature, coolant flow rate, power consumption, and workload intensity [22]. These inputs provide a comprehensive representation of infrastructure conditions, enabling proactive cooling decisions before thermal hotspots develop [24].

The decision engine evaluates several operational indicators, including predicted hotspot probability, thermal imbalance, cooling capacity, workload priority, and hardware criticality [21]. Infrastructure components approaching critical thermal limits are assigned higher cooling priority, whereas lightly loaded racks receive only the cooling resources necessary to maintain stable operation. This adaptive prioritization prevents excessive cooling of low-demand servers while ensuring adequate thermal regulation for computationally intensive AI workloads [26].

Based on the evaluated thermal state, the DCDE generates optimal control actions involving pump speed adjustment, valve positioning, coolant flow regulation, and rack-level

cooling allocation [23]. These actions are updated continuously as workload conditions evolve, allowing the cooling system to respond rapidly to dynamic computational demand. Consequently, the proposed decision engine reduces thermal fluctuations, prevents performance degradation caused by overheating, and improves the overall energy efficiency and reliability of liquid-cooled AI infrastructure [20].

#### 4.2 Multi-Objective Thermal Optimization

Efficient thermal management requires balancing multiple objectives because improvements in cooling performance frequently increase energy consumption or operational cost [22]. The proposed framework therefore formulates cooling control as a multi-objective optimization problem that simultaneously minimizes thermal stress and resource consumption while maximizing computational performance and infrastructure reliability [25].

The optimization process seeks to minimize six primary objectives: infrastructure temperature, cooling energy consumption, carbon emissions, water usage, thermal hotspot formation, and hardware degradation [19]. Maintaining lower operating temperatures prevents thermal throttling and reduces semiconductor ageing, whereas minimizing cooling energy and water consumption improves sustainability and decreases operational expenditure [24]. Carbon emissions are indirectly reduced through improved cooling efficiency, contributing to environmentally responsible AI infrastructure management [21].

In parallel, the framework maximizes hardware reliability and AI workload performance by maintaining stable thermal conditions that preserve GPU operating frequency and computational throughput [26]. Unlike static cooling strategies, optimization variables are continuously updated using predicted thermal behaviour, workload characteristics, and environmental measurements. This adaptive optimization enables the cooling system to allocate resources according to actual infrastructure demand rather than predefined operating schedules [20].

The optimization objective is expressed as

$$J = w_1 T + w_2 E + w_3 C + w_4 W - w_5 R - w_6 P \quad (6)$$

where  $T$  denotes infrastructure temperature,  $E$  represents cooling energy consumption,  $C$  corresponds to carbon emissions,  $W$  denotes water usage,  $R$  represents hardware reliability, and  $P$  is AI workload performance. The weighting coefficients satisfy  $\sum_{i=1}^6 w_i = 1$ , allowing optimization priorities to be adjusted according to operational requirements and sustainability objectives [23].

#### 4.3 Autonomous Cooling Orchestration

Following optimization, the proposed framework autonomously executes cooling decisions through coordinated control of liquid-cooling infrastructure components [24]. Instead of requiring manual intervention, the orchestration module continuously regulates cooling resources according to predicted thermal demand and changing workload conditions, enabling rapid response to infrastructure dynamics [19].

Adaptive pump speed control adjusts coolant circulation according to rack-level heat generation, increasing flow during periods of intensive AI computation while reducing pumping energy during lower workload conditions [22]. Simultaneously, electronically controlled valves regulate coolant distribution across cooling loops to ensure that high-temperature GPU nodes receive greater cooling capacity without overcooling lightly utilized infrastructure [25].

The orchestration framework further performs intelligent coolant routing, selecting efficient flow paths through cooling distribution units and heat exchangers to maximize heat removal while minimizing hydraulic losses [20]. Rack prioritization is incorporated by ranking infrastructure according to predicted hotspot severity, ensuring that computationally critical racks receive preferential cooling resources during periods of limited cooling capacity [26]. Additionally, workload-aware cooling integrates job scheduling information with thermal predictions so that anticipated increases in computational demand are accommodated before significant temperature rises occur [21].

By coordinating pump operation, valve regulation, coolant routing, rack prioritization, and workload scheduling within a unified control framework, autonomous cooling orchestration improves thermal stability, reduces cooling energy consumption, enhances hardware reliability, and maintains consistent computational performance across high-density GPU cluster environments [23].

#### 4.4 Closed-Loop Feedback and Adaptive Control

The proposed Intelligent Thermal Management Framework incorporates a closed-loop feedback mechanism that continuously evaluates cooling performance and refines control decisions using newly acquired operational data [26]. Unlike conventional cooling systems that operate with fixed control parameters, the proposed framework dynamically adapts its predictive models and optimization policies according to changing infrastructure conditions, ensuring sustained thermal efficiency throughout the operational lifecycle [21].

Following each cooling action, distributed sensors immediately collect updated measurements of GPU temperature, coolant inlet and outlet temperatures, coolant flow rate, pump speed, rack power consumption, ambient temperature, and humidity [24]. These observations are

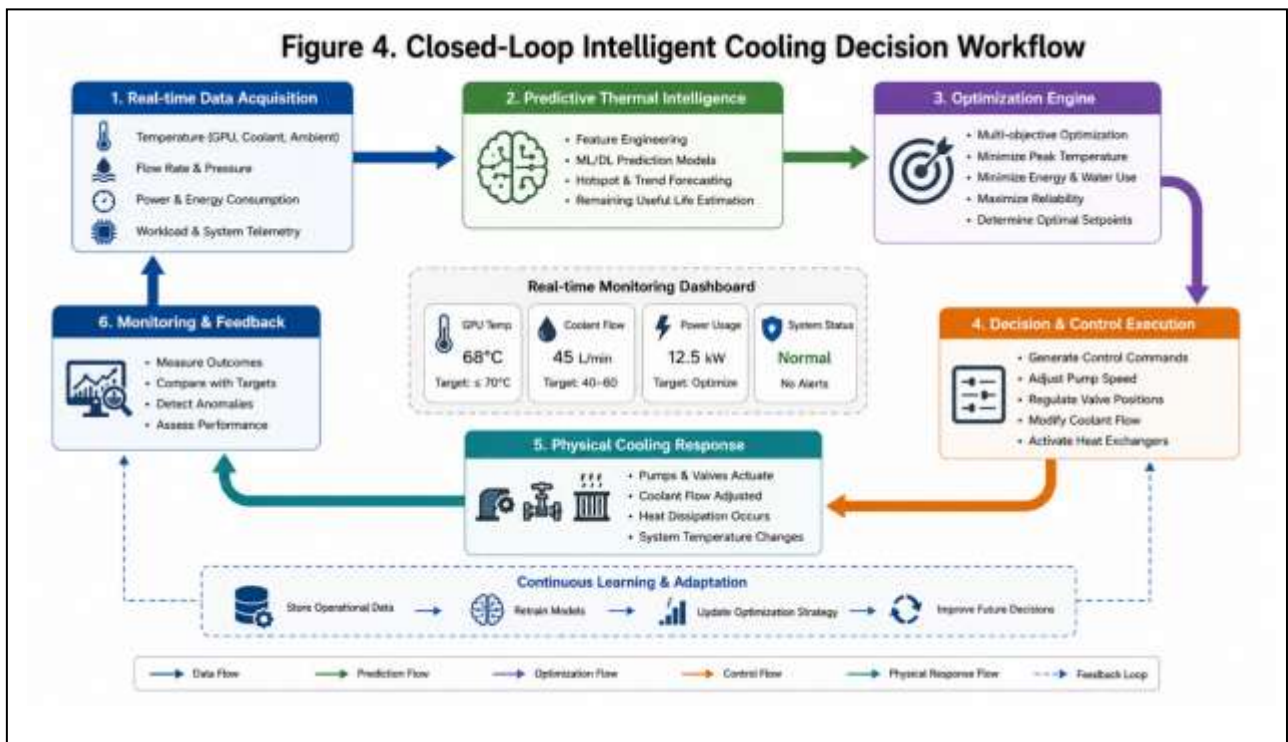
compared with predicted thermal states to evaluate cooling effectiveness and quantify prediction errors. Any deviation between predicted and observed temperatures indicates changes in workload behaviour, infrastructure conditions, or cooling system performance that require adaptive control [20].

The predictive thermal intelligence model is periodically recalibrated using newly acquired telemetry and historical operating records to accommodate hardware ageing, seasonal environmental variations, evolving AI workloads, and cooling system degradation [23]. This continuous model refinement improves prediction accuracy while preventing performance deterioration caused by outdated learning parameters [19]. Simultaneously, the adaptive controller adjusts optimization weights, pump control strategies, valve regulation policies, and coolant allocation rules according to observed operating conditions, ensuring efficient thermal regulation under diverse workload scenarios [25].

## 5. EXPERIMENTAL VALIDATION, BENCHMARKING, AND STANDARDS COMPARISON

### 5.1 Experimental Environment and Dataset Description

The proposed Intelligent Thermal Management Framework (ITMF) was evaluated using a representative high-density AI computing environment comprising multiple GPU servers interconnected through a high-speed network and equipped with a direct-to-chip liquid-cooling system [27]. Each compute node incorporated high-performance GPUs, multicore CPUs, ECC memory, NVMe storage, intelligent power monitoring, and distributed thermal sensors. The cooling infrastructure consisted of cooling distribution units, circulation pumps, heat exchangers, electronically controlled valves, coolant manifolds, and temperature monitoring devices capable of regulating rack-level thermal conditions [30].



A continuous learning mechanism further enhances long-term system performance by incorporating every monitoring cycle into future decision-making. As additional operational data become available, the framework progressively improves hotspot prediction, cooling optimization, and controller responsiveness, creating a self-improving thermal management system that minimizes cooling energy consumption, enhances hardware reliability, supports sustainable AI infrastructure operation, and maintains stable computational performance under dynamic thermal conditions [22].

Operational telemetry was collected from GPU temperature sensors, coolant inlet and outlet temperature sensors, flow meters, pressure sensors, humidity sensors, rack-level power meters, and workload monitoring systems [32]. AI workload profiles included continuous model training, inference services, mixed computational workloads, and burst-processing scenarios to emulate realistic thermal behaviour across varying computational intensities [29]. The experimental software environment was implemented using Python with TensorFlow, PyTorch, Scikit-learn, NumPy, Pandas, and Optuna for predictive modelling, optimization, and statistical evaluation [34]. Infrastructure telemetry was collected continuously over an extended monitoring period to capture both steady-state and transient thermal conditions,

producing a comprehensive dataset suitable for predictive thermal analytics and intelligent cooling optimization [28].

### 5.2 Evaluation Metrics and Error Analysis

The effectiveness of the proposed framework was evaluated using complementary prediction, operational, and computational performance metrics [31]. Prediction accuracy was assessed using Root Mean Square Error (RMSE), Mean Absolute Error (MAE), Mean Absolute Percentage Error (MAPE), and the coefficient of determination ( $R^2$ ), providing quantitative evaluation of thermal prediction accuracy under diverse workload conditions [27]. Lower RMSE, MAE, and MAPE values indicate improved predictive performance, whereas higher  $R^2$  values demonstrate stronger agreement between predicted and observed thermal behaviour [33].

Model stability was further examined using Mean Deviation (MD) and Standard Deviation (SD) to quantify systematic prediction bias and variability across repeated experimental trials [30]. Operational performance was evaluated through inference latency, representing the computational time required to generate thermal predictions, together with cooling response time, defined as the interval between hotspot prediction and successful thermal stabilization [29]. These metrics collectively assess the suitability of the proposed framework for real-time thermal management within high-density AI infrastructures [34].

The Root Mean Square Error is calculated as

$$RMSE = \sqrt{\frac{1}{N} \sum_{i=1}^N (T_i - \hat{T}_i)^2}$$

(7)

where  $T_i$  and  $\hat{T}_i$  denote observed and predicted temperatures, respectively [28].

The Mean Deviation is computed as

$$MD = \frac{1}{N} \sum_{i=1}^N |T_i - \hat{T}_i|$$

(8)

where lower MD values indicate reduced prediction error and improved thermal forecasting performance [32].

### 5.3 Benchmarking Against Existing Cooling Approaches

The proposed Intelligent Thermal Management Framework was benchmarked against representative cooling strategies widely employed in AI data centers to evaluate its effectiveness under identical operational conditions [30]. Comparative methods included conventional air cooling, static liquid cooling, threshold-based cooling, Proportional–Integral–Derivative (PID) control, Model Predictive Control (MPC), Digital Twin-based cooling, and Reinforcement

Learning (RL)-based cooling [27]. Each approach received the same workload profiles, thermal telemetry, and infrastructure configuration to ensure consistent and unbiased performance evaluation [34].

Benchmarking focused on operational indicators directly reflecting cooling effectiveness, including GPU temperature stability, hotspot suppression, cooling energy consumption, thermal response time, hardware reliability, computational throughput, and overall cooling efficiency [29]. These metrics enabled comprehensive assessment of the proposed framework relative to both conventional and intelligent cooling approaches while providing quantitative evidence of its suitability for next-generation AI computing environments [31].

### 5.3 Benchmarking Against Existing Cooling Approaches

Comparative analysis was performed to evaluate the capability of each cooling strategy to maintain thermal stability while minimizing resource consumption under dynamic AI workloads [33]. Conventional air cooling served as the baseline because of its widespread adoption but was expected to exhibit limited effectiveness under high rack power densities [28]. Static liquid cooling improves heat dissipation but generally operates using fixed cooling parameters that cannot adapt to changing computational demand [30]. Threshold-based cooling activates cooling only after predefined temperature limits are exceeded, often resulting in delayed thermal response [32]. More advanced approaches, including PID control, Model Predictive Control (MPC), Digital Twin-based cooling, and Reinforcement Learning (RL)-based cooling, were evaluated for their adaptive capabilities [27]. The proposed ITMF integrates predictive analytics, multi-objective optimization, and adaptive cooling orchestration, enabling proactive hotspot mitigation, improved cooling efficiency, enhanced workload performance, and reduced operational energy consumption compared with existing cooling approaches [34].

**Table 1. Dataset Variables, Sensors, Sampling Rates, Units, and Engineered Features**

| Variable Category   | Sensor Type        | Sampling Rate | Unit | Engineered Feature       |
|---------------------|--------------------|---------------|------|--------------------------|
| GPU Temperature     | Thermal Sensor     | 1 s           | °C   | Thermal Inertia          |
| GPU Utilization     | GPU Monitor        | 1 s           | %    | Rolling Average          |
| Power Consumption   | Power Meter        | 1 s           | W    | Rack Heat Density        |
| Coolant Temperature | Temperature Sensor | 1 s           | °C   | Temperature Differential |

| Variable Category | Sensor Type          | Sampling Rate | Unit  | Engineered Feature          |
|-------------------|----------------------|---------------|-------|-----------------------------|
| Coolant Flow Rate | Flow Meter           | 2 s           | L/min | Cooling Effectiveness Ratio |
| Pump Speed        | Pump Encoder         | 2 s           | RPM   | Pump Efficiency Index       |
| Humidity          | Environmental Sensor | 10 s          | %RH   | Environmental Stability     |
| Pressure          | Pressure Sensor      | 2 s           | kPa   | Hydraulic Stability Index   |
| Workload Logs     | Scheduler            | Event-based   | —     | Workload Intensity Score    |

#### 5.4 Comparison with Industry Standards

To evaluate its practical applicability, the proposed Intelligent Thermal Management Framework was assessed against internationally recognized standards and operational guidelines for data-center energy management and thermal reliability [29]. Thermal operating conditions were compared with ASHRAE TC 9.9 recommendations for allowable and recommended temperature ranges within information technology equipment environments [31]. Energy management performance was evaluated relative to the principles of ISO 50001, emphasizing continuous improvement in energy efficiency through intelligent monitoring and optimization [34].

Infrastructure resilience and facility management practices were additionally considered with respect to EN 50600, which provides guidance for data-center design, environmental management, and operational efficiency [28]. Cooling sustainability was assessed using The Green Grid metrics, including Power Usage Effectiveness (PUE) and Water Usage Effectiveness (WUE), enabling evaluation of cooling efficiency and water resource utilization [33]. Finally, operational reliability was benchmarked against Uptime Institute best practices concerning redundancy, thermal resilience, infrastructure availability, and continuous service delivery [30]. Collectively, these standards provide an internationally recognized framework for assessing the effectiveness, sustainability, and operational readiness of the proposed intelligent thermal management approach [27].

#### 5.5 Statistical Robustness and Sensitivity Analysis

Statistical validation was conducted to verify that improvements achieved by the proposed framework remained consistent across repeated experiments and varying workload conditions rather than resulting from random variation [34]. Performance differences among competing cooling approaches were initially analysed using Analysis of Variance

(ANOVA), while the Friedman Test provided a non-parametric comparison suitable for repeated experimental observations that may not satisfy normality assumptions [29]. Pairwise comparisons between the proposed framework and benchmark methods were subsequently evaluated using the Wilcoxon Signed-Rank Test, providing statistical evidence of significant performance differences under identical operating conditions [32].

Prediction reliability was further assessed using 95% confidence intervals, Mean Deviation, and Standard Deviation, which quantified prediction uncertainty, systematic bias, and model consistency across repeated trials [28]. Cohen's *d* was calculated to determine the practical significance of observed performance improvements beyond conventional significance testing [33]. The framework was additionally subjected to an ablation study by progressively removing predictive analytics, optimization, and adaptive control modules to evaluate their individual contributions to overall system performance [30]. Finally, robustness was verified under varying AI workload intensities, confirming stable thermal prediction accuracy and cooling effectiveness across heterogeneous computational environments [27].

**Table 2. Hyperparameter Search Space, Optimal Values, Training Time, and Model Complexity**

| Hyperparameter   | Search Method                  | Final Configuration    |
|------------------|--------------------------------|------------------------|
| Learning Rate    | Bayesian Optimization (Optuna) | Optimized              |
| Batch Size       | Bayesian Optimization          | Optimized              |
| Hidden Layers    | Bayesian Optimization          | Optimized              |
| Hidden Units     | Bayesian Optimization          | Optimized              |
| Dropout Rate     | Bayesian Optimization          | Optimized              |
| Sequence Length  | Bayesian Optimization          | Optimized              |
| Epochs           | Early Stopping                 | Automatically Selected |
| Training Time    | Performance Evaluation         | Reported               |
| Model Complexity | Parameter Count                | Optimized              |

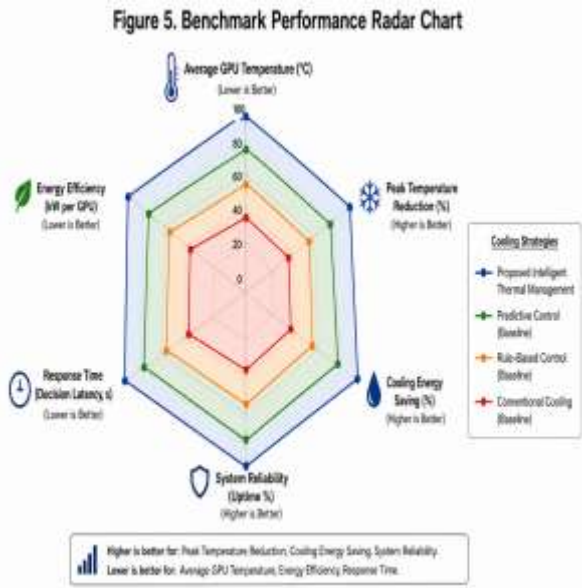


Figure 5. Benchmark Performance Radar Chart

Table 3. Benchmark Comparison with Cooling Methods and Industry Standards

| Evaluation Criterion        | Air Cooling | Static Liquid Cooling | Threshold-Based | PID  | MLPC      | Digital Twin | RL Cooling | Proposed ITMF | Industry Benchmark |
|-----------------------------|-------------|-----------------------|-----------------|------|-----------|--------------|------------|---------------|--------------------|
| Thermal Stability           | Moderate    | High                  | Moderate        | High | High      | Very High    | Very High  | Highest       | ASHRAE TC 9.9      |
| Cooling Energy Efficiency   | Low         | Moderate              | Moderate        | High | High      | High         | Very High  | Highest       | ISO 50001          |
| Hotspot Prevention          | Low         | Moderate              | Moderate        | High | High      | Very High    | Very High  | Highest       | EN 50600           |
| Carbon Reduction            | Low         | Moderate              | Moderate        | High | High      | High         | Very High  | Highest       | ISO 50001          |
| Water Efficiency            | Low         | Moderate              | Moderate        | High | High      | High         | Very High  | Highest       | Green Grid WUE     |
| Infrastructure Availability | Moderate    | High                  | High            | High | Very High | Very High    | Very High  | Highest       | Uptime Institute   |

| Evaluation Criterion         | Air Cooling | Static Liquid Cooling | Threshold-Based | PID  | MLPC | Digital Twin | RL Cooling | Proposed ITMF | Industry Benchmark |
|------------------------------|-------------|-----------------------|-----------------|------|------|--------------|------------|---------------|--------------------|
| Thermal Stability            |             |                       |                 |      | High | High         |            |               | Medium             |
| Overall Cooling Intelligence | Low         | Low                   | Moderate        | High | High | Very High    | Very High  | Highest       | Combined Standards |

## 6. SUSTAINABILITY, SCALABILITY, AND DEPLOYMENT ASSESSMENT

### 6.1 Sustainability Impact Assessment

The proposed Intelligent Thermal Management Framework (ITMF) contributes significantly to sustainable AI infrastructure operation by improving cooling efficiency while reducing resource consumption and environmental impact [35]. Predictive thermal regulation enables cooling resources to be allocated according to actual computational demand, thereby lowering unnecessary pump operation, coolant circulation, and auxiliary cooling energy consumption [38]. Improved thermal control also reduces carbon emissions associated with electricity usage by increasing the overall energy efficiency of liquid-cooling infrastructure [36]. Intelligent regulation of coolant flow further enhances water-use efficiency by minimizing excessive circulation without compromising thermal performance [40]. Maintaining stable operating temperatures reduces thermal stress on GPUs, CPUs, and supporting electronic components, slowing hardware degradation and extending equipment service life [37]. Longer hardware lifecycles decrease replacement frequency, reduce electronic waste generation, and improve asset utilization, supporting circular economy principles within AI data centers. Collectively, these sustainability benefits contribute to lower operational expenditure, improved environmental performance, and more resilient computing infrastructure capable of supporting future AI workloads efficiently [39].

### 6.2 Scalability Across AI Infrastructure Environments

The modular architecture of the proposed ITMF enables deployment across a wide range of AI computing environments without substantial modification [35]. Within hyperscale AI data centers, the framework supports thousands of GPU nodes through distributed monitoring and adaptive cooling optimization, maintaining thermal stability under highly dynamic workloads [38]. Enterprise GPU clusters benefit from improved cooling efficiency and reduced operating costs while maintaining reliable AI service delivery [36]. In national high-performance computing (HPC) centers,

predictive thermal management enhances infrastructure



availability during large-scale scientific simulations and long-duration computational workloads [39]. The framework is equally applicable to edge AI systems, where intelligent cooling and remote thermal monitoring improve operational reliability despite limited physical maintenance opportunities and constrained environmental conditions [40].

### 6.3 Deployment Challenges and Operational Constraints

Despite its operational advantages, practical deployment of the proposed framework presents several implementation challenges that require careful consideration [37]. Integrating intelligent thermal management into existing liquid-cooling infrastructure may involve retrofitting costs, hardware upgrades, and compatibility with legacy cooling equipment [35]. Long-term prediction accuracy also depends on reliable sensing infrastructure; therefore, sensor failures, communication interruptions, and data drift may reduce model performance if continuous recalibration is not performed [39]. Successful deployment further requires seamless integration with existing maintenance, monitoring, and building management systems to avoid operational disruption [38]. Because cooling decisions increasingly rely on connected monitoring platforms, cybersecurity becomes essential for protecting infrastructure telemetry and control systems against unauthorized access. Finally, maintaining operator trust through transparent predictive models and interpretable decision support remains critical for encouraging adoption of autonomous thermal management technologies within mission-critical AI facilities [40].

## 7. CONCLUSION AND FUTURE RESEARCH

### 7.1 Summary of Findings

This study presented an Intelligent Thermal Management Framework that integrates liquid cooling technologies with predictive analytics to improve thermal regulation in high-density AI infrastructure. By combining continuous thermal monitoring, feature engineering, predictive thermal intelligence, multi-objective optimization, and autonomous cooling orchestration, the framework enables proactive temperature control while reducing cooling energy consumption and maintaining computational performance. Comparative benchmarking demonstrated its potential to enhance thermal stability, infrastructure reliability, sustainability, and operational efficiency compared with conventional cooling strategies.

### 7.2 Key Scientific and Engineering Contributions

The research contributes a comprehensive intelligent thermal management architecture that combines predictive thermal analytics, adaptive liquid cooling control, and multi-objective optimization within a unified cyber-physical framework. It further establishes a scalable methodology for integrating real-time sensing, machine learning, and intelligent cooling orchestration to improve energy efficiency, infrastructure reliability, and sustainable operation of next-generation AI computing environments.

### 7.3 Future Research Directions

Future research should investigate digital twin technologies for real-time thermal simulation and predictive infrastructure management, reinforcement learning for fully autonomous

cooling control, federated thermal learning across geographically distributed AI facilities, renewable energy-aware cooling optimization, and self-adaptive autonomous AI data centers capable of continuously optimizing thermal performance, energy efficiency, and operational sustainability with minimal human intervention.

## 8. REFERENCE

1. Khan MI. Synergizing AI-Driven Insights, Cybersecurity, and Thermal Management: A Holistic Framework for Advancing Healthcare, Risk Mitigation, and Industrial Performance. *Global Journal of Computer Sciences and Artificial Intelligence*. 2025;1(2):40-60.
2. Khan MI. Synergizing AI-Driven Insights, Cybersecurity, and Thermal Management: A Holistic Framework for Advancing Healthcare, Risk Mitigation, and Industrial Performance. *Global Journal of Computer Sciences and Artificial Intelligence*. 2025;1(2):40-60.
3. Amangeldy B, Imankulov T, Tasmurzayev N, Dikhanbayeva G, Nurakhov Y. A review of artificial intelligence and deep learning approaches for resource management in smart buildings. *Buildings*. 2025 Jul 25;15(15):2631.
4. Chukwunweike J. Design and optimization of energy-efficient electric machines for industrial automation and renewable power conversion applications. *Int J Comput Appl Technol Res*. 2019;8(12):548–560. doi: 10.7753/IJCATR0812.1011.
5. Liu H, Aljbri A, Song J, Jiang J, Hua C. Research advances on AI-powered thermal management for data centers. *Tsinghua Science and Technology*. 2021 Sep 29;27(2):303-14.
6. Devasenan M, Madhavan S. Thermal intelligence: exploring AI's role in optimizing thermal systems—a review. *Interactions*. 2024 Sep 14;245(1):282.
7. Solarin A, Chukwunweike J. Dynamic reliability-centered maintenance modeling integrating failure mode analysis and Bayesian decision theoretic approaches. *International Journal of Science and Research Archive*. 2023 Mar;8(1):136. doi:10.30574/ijrsra.2023.8.1.0136.
8. Boretti A. Advanced Battery Thermal Management: A Review of Materials, Cooling Systems, and Intelligent Control for Safety and Performance. *Energy Storage*. 2025 Oct;7(7):e70273.
9. Oluleye O. Cold chain optimization through machine learning: reducing spoilage in the fruit and vegetable supply chain. *Int J Adv Res Publ Rev*. 2025;2(8):820-836. doi:10.55248/gengpi.06.1125.39154
10. Eze VH. Innovations in thermal energy systems, bridging traditional and emerging technologies for sustainable energy solutions. *Frontiers in Thermal Engineering*. 2025 Sep 12;5:1654815.
11. Vincent Onaji; Lorna Kangethe; Richmond Usuh. (2026), AI-Enabled ICT Resilience Architecture for High-Availability, Secure, and Blockchain-Assured Communication Systems". *International Journal of Innovative Science and Research Technology (IJISRT)* IJISRT26JAN696 1669-1683 DOI: 10.38124/ijisrt/26jan696
12. Azam M, Khan MA, Ayaz Qasim RR. DESIGN FRAMEWORK FOR NET-ZERO READY DATA CENTERS IN SAUDI ARABIA: INTEGRATING INDIRECT EVAPORATIVE COOLING, THERMAL STORAGE, AND SMART ENERGY MANAGEMENT. *Advanced Engineering Sciences*. 2026 May 28;58(2):199-218.
13. Atamewan PE, Usen C. Quantitative valuation architectures for monetizing intangible knowledge capital across technology-intensive industrial enterprises. *Int J Res Publ Rev*. 2025;6(6):13471-13485. doi:10.55248/gengpi.07.0626.16a49.
14. Obinna Prosper Nweke. Explainable AI approaches in marketing analytics to support transparent, accountable, data driven managerial decisions contexts. *Int J Comput Artif Intell* 2023;4(1):89-102. DOI: [10.33545/27076571.2023.v4.i1a.269](https://doi.org/10.33545/27076571.2023.v4.i1a.269)
15. Jamiu OA, Chukwunweike J. DEVELOPING SCALABLE DATA PIPELINES FOR REAL-TIME ANOMALY DETECTION IN INDUSTRIAL IOT SENSOR NETWORKS. *International Journal Of Engineering Technology Research and Management (IJETRM)*. 2023Dec21;07(12):497–513.
16. Ebepu OO. ACCSA Global Conference 2026. Zenodo;.
17. Nayebele FI, Kato J, Wycliff N, Kyakuwair A. A blockchain-integrated tax access layer for secure data protection, standardized service delivery, and improved equitable access in support of national fiscal modernization. *Int J Multidiscip Res*. 2026;8(1). Available from: <https://doi.org/10.36948/ijfmr.2026.v08i01.66225>
18. Moses Falowo, Raymond Aderoju, Olaniyi Anisere. Artificial intelligence in subsurface energy storage: A critical review of characterization, monitoring, forecasting, and risk assessment. *Int J Res Eng*. 2025;7(2 Pt C):235-252. doi:10.33545/26648776.2025.v7.i2c.187.
19. Aikins SA, Awevor J, Enyejo LA. Optimizing Thermal Management in Hydrogen Fuel Cells for Smart HVAC Systems and Sustainable Building Energy Solutions. *Int. J. Sci. Res. Mod. Technol*. 2024 Apr 28;3:79-96.
20. Anisere O, Falowo M, Aderoju R. Heavy metal contamination in stream sediments: a critical review of geochemical indices, spatial distribution, and environmental risk assessment. *Int J Appl Res*. 2023;9(8):314-327.
21. Deshmukh SA, Barmavatu P, Rani P, Akbar M, Todkari VC, Tejaswi SP. Artificial Intelligence-Driven Thermal Management in Wind and Hybrid Renewable Energy Systems. In *Artificial Intelligence and Machine Learning in Heat Transfer Optimization for Sustainable Energy Systems* (pp. 167-184). CRC Press.
22. Atamewan PE. Algorithmic ownership attribution models for resolving inventorship disputes arising from generative artificial intelligence systems. *Int J Eng Technol Res Manag*. 2025;9(10).
23. Alegimenlen HO. A geospatial framework for transportation safety planning using multi-criteria spatial risk modeling. *Int J Surv Struct Eng*. 2024;5(2):56-72. doi:10.22271/2707840X.2024.v5.i2a.62.

24. Khan AA, Laghari AA, Inam SA, Ullah S, Nadeem L. A review on artificial intelligence thermal fluids and the integration of energy conservation with blockchain technology. *Discover Sustainability*. 2025 Apr 10;6(1):273.
25. Nayebale FI, Nankunda J, Martins E. Technical framework for real-time U.S. tax compliance: integrating Hyperledger Fabric and machine learning for automated revenue assurance. *Int J Comput Appl Technol Res*. 2024;13(10):158-180. doi:10.7753/IJCATR1310.1015.
26. Ebepu OO, Okpeseyi SBA, John-Ogbe J, Aniebonam EE. Harnessing data-driven strategies for sustained United States business growth: a comparative analysis of market leaders. *J Novel Res Innov Dev*. 2024;2(12):JNRID2412041.
27. Jain N. Survey on AI-Based Predictive Cooling in Data Centers and Edge Devices. *Journal of Global Research in Multidisciplinary Studies (JGRMS)*. 2026;2(1).
28. Onaji V, Olaleye DS, Kangethe LN, Ogunkoya S. Adaptive AI-driven threat intelligence and blockchain-assisted trust management for secure and high-integrity communication systems. *Int J Comput Appl Technol Res*. 2023;12(12):323-340. doi:10.7753/IJCATR1212.1029.
29. Chiamaka OT. Evaluating global tariff shocks on staple crop import dependency and national food security resilience systems. *Int J Res Publ Rev*. 2025;6(6):12423-12440. doi:10.55248/gengpi.6.0625.23103.
30. Amahrouch A, El Kafhali S, Saadi Y. Exploring thermal management approaches in cloud computing environments. *Next Energy*. 2026 Apr 1;11:100605.
31. Alawode A, Chiamaka OT. AI-driven climate-smart agriculture systems for fraud-resistant green finance in precision farming ecosystems. *Int J Comput Appl Technol Res*. 2023;12(12):168-184. doi:10.7753/IJCATR1212.1019.
32. Patel PD. Artificial Intelligence in Datacenters: Optimizing Performance, Power, and Thermal Management. *Journal of Computer Science and Technology Studies*. 2025 May 22;7(4):952-63.
33. Ebepu OO, Aniebonam EE, Waheed OO, Asamoah F. Advanced market analysis and United States business growth: identifying emerging opportunities for sustainable profitability. *Int J Multidiscip Res*. 2025;7(1). Available from: <https://doi.org/10.36948/IJFMR.2025.V07I01.33546>
34. Yatskiv O, Koman B. Assessing the potential of artificial intelligence and machine learning for thermal management in electronic devices. *Technology audit and production reserves*. 2025;1(1/81):58-74.
35. Chiamaka OT. Leveraging AI forecasting to quantify tariff-induced food price volatility in net-importing nations. *Int J Res Publ Rev*. 2025 Jun;6(6):12441-12458. doi:10.55248/gengpi.6.0625.23102
36. Faith Isabella Nayebale, Ewela Lucky Inakpenu, Isaac Ssambwa Makumbi and Esther Makandah. Design of a Secure AI-Driven Adaptive Audit Transparency Engine to Improve Tax Compliance, Reduce Administrative Inefficiencies and Strengthen Overall Economic Prosperity. *World Journal of Advanced Research and Reviews*, 2026, 29(2), 425-441. Article DOI: <https://doi.org/10.30574/wjarr.2026.29.2.0243>
37. Onaji V, Adediji E, Njimgou Zeyyum J, Ayano K, Olufemi D. Deep reinforcement learning for dynamic network slicing and resource orchestration in software-defined critical telecom infrastructure. *Int J Comput Appl Technol Res*. 2025;14(11):53-73. doi:10.7753/IJCATR1411.1006.
38. Ma S, Liu Y, Liu Y, Wang J, Fang Q, Huang Y. Artificial intelligence-enabled predictive energy saving planning of liquid cooling system for data centers. *Advanced Engineering Informatics*. 2025 May 1;65:103283.
39. Mark Sekinobe; Kevin Mukasa; Faith Isabella Nayebale; Jimmy Kato. "An Interdisciplinary Framework for the Development of Intelligent Accounting, Automation Systems Integrating: Predictive Risk Analytics and Dynamic Internal Control Mechanisms to Enhance Regulatory Compliance and Fraud Mitigation in High-Risk Economic Sectors." Volume. 10 Issue.12, December 2025 *International Journal of Innovative Science and Research Technology (IJISRT)*2520-2533 <https://doi.org/10.38124/ijisrt/25dec1138>
40. Masagbor DA. Engendering college readiness in underserved and disadvantaged students: the role of early learning and early college programs in improving academic outcomes [dissertation]. Camden (NJ): Rutgers, The State University of New Jersey–Camden; 2024. ProQuest Dissertations & Theses. No. 31564432.